

**TOTAL EMPIRE PLAN, EXCELSIOR PLAN, AND SEHP ENROLLMENT BY AGE
 PRESCRIPTION DRUG COVERAGE ENROLLEES ONLY
 AS OF MAY 5, 2018**

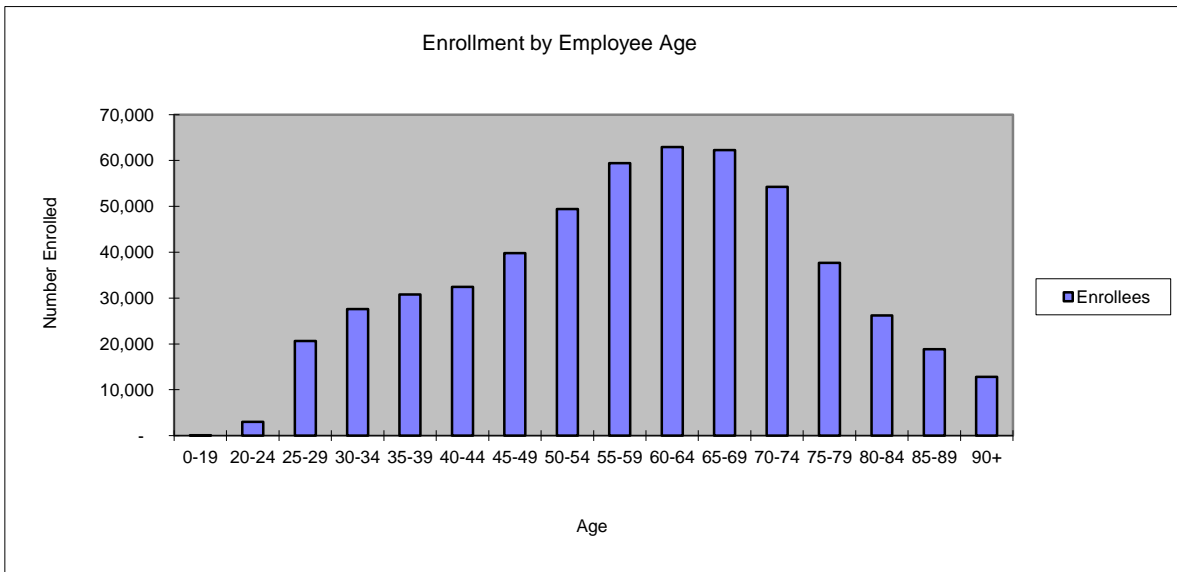
Age Group	Enrollees	Spouses	Dependents	Total
0-19	110	15	204,274	204,399
20-24	3,571	304	72,421	76,296
25-29	23,162	4,539	15,670	43,371
30-34	29,090	12,211	668	41,969
35-39	31,315	17,825	451	49,591
40-44	32,620	20,370	280	53,270
45-49	39,898	25,324	229	65,451
50-54	49,481	29,642	158	79,281
55-59	59,511	32,660	78	92,249
60-64	63,019	31,951	28	94,998
65-69	62,327	28,647	11	90,985
70-74	54,265	22,690	2	76,957
75-79	37,711	14,091	-	51,802
80-84	26,195	7,508	-	33,703
85-89	18,876	3,541	-	22,417
90+	12,792	1,248	-	14,040
Total:	543,943	252,566	294,270	1,090,779



Source: NYBEAS, May 5, 2018

**TOTAL EMPIRE PLAN ENROLLMENT BY AGE
PRESCRIPTION DRUG COVERAGE ENROLLEES ONLY
AS OF MAY 5, 2018**

Age Group	Enrollees	Spouses	Dependents	Total
0-19	109	15	203,748	203,872
20-24	2,979	298	72,371	75,648
25-29	20,669	4,381	15,664	40,714
30-34	27,611	11,996	668	40,275
35-39	30,777	17,662	451	48,890
40-44	32,420	20,307	280	53,007
45-49	39,803	25,277	228	65,308
50-54	49,408	29,607	158	79,173
55-59	59,461	32,642	78	92,181
60-64	62,972	31,929	28	94,929
65-69	62,303	28,640	11	90,954
70-74	54,241	22,676	2	76,919
75-79	37,681	14,082	-	51,763
80-84	26,175	7,505	-	33,680
85-89	18,865	3,539	-	22,404
90+	12,779	1,248	-	14,027
Total:	538,253	251,804	293,687	1,083,744



Source: NYBEAS, May 5, 2018

**EMPIRE PLAN - NYS ENROLLMENT BY AGE
 PRESCRIPTION DRUG COVERAGE ENROLLEES ONLY
 AS OF MAY 5, 2018**

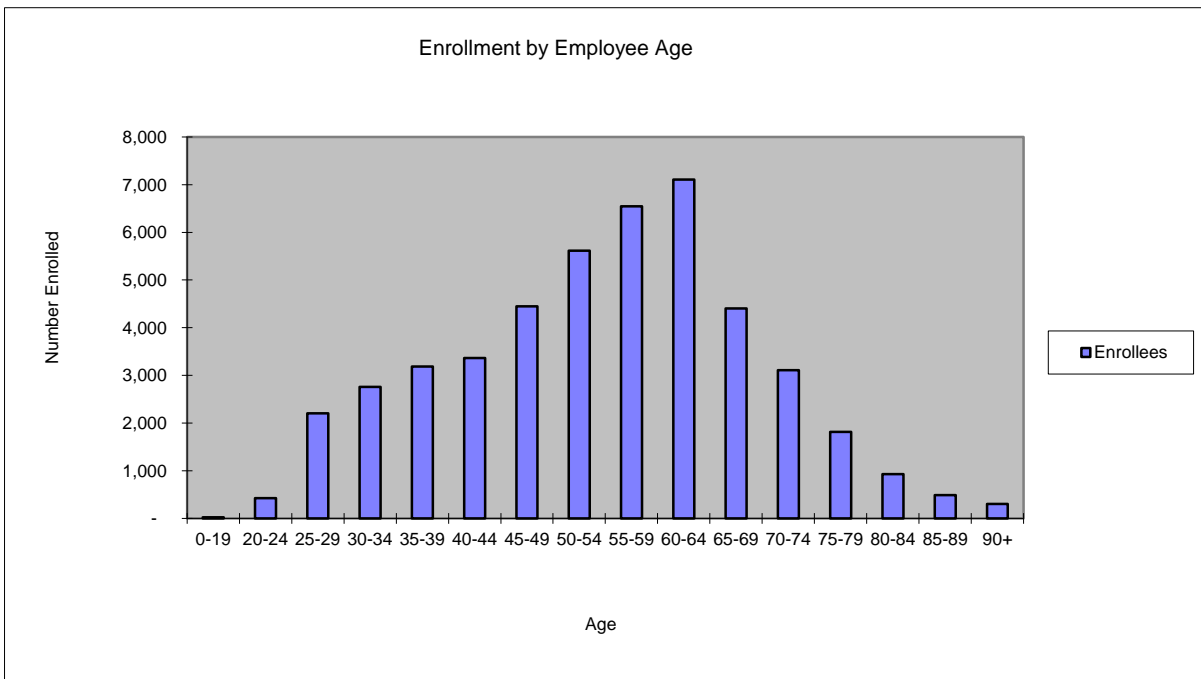
Age Group	Enrollees	Spouses	Dependents	Total
0-19	60	10	94,668	94,738
20-24	2,022	211	34,396	36,629
25-29	12,204	2,583	7,577	22,364
30-34	16,132	6,157	311	22,600
35-39	16,358	8,371	220	24,949
40-44	15,884	8,835	125	24,844
45-49	19,502	11,138	104	30,744
50-54	25,439	13,533	85	39,057
55-59	32,484	15,641	40	48,165
60-64	34,757	15,513	18	50,288
65-69	34,499	13,801	8	48,308
70-74	28,762	10,436	1	39,199
75-79	20,446	6,699	-	27,145
80-84	14,189	3,467	-	17,656
85-89	9,678	1,522	-	11,200
90+	6,597	478	-	7,075
Total:	289,013	118,395	137,553	544,961



Source: NYBEAS, May 5, 2018

**EMPIRE PLAN - PARTICIPATING EMPLOYERS ENROLLMENT BY AGE
 PRESCRIPTION DRUG COVERAGE ENROLLEES ONLY
 AS OF MAY 5, 2018**

Age Group	Enrollees	Spouses	Dependents	Total
0-19	22	1	22,718	22,741
20-24	423	37	8,846	9,306
25-29	2,207	542	1,763	4,512
30-34	2,760	1,364	61	4,185
35-39	3,189	2,008	35	5,232
40-44	3,365	2,375	20	5,760
45-49	4,448	3,139	13	7,600
50-54	5,614	3,871	8	9,493
55-59	6,544	4,115	2	10,661
60-64	7,104	3,585	-	10,689
65-69	4,402	2,358	-	6,760
70-74	3,107	1,510	-	4,617
75-79	1,813	674	-	2,487
80-84	928	274	-	1,202
85-89	487	109	-	596
90+	306	30	-	336
Total:	46,719	25,992	33,466	106,177



Source: NYBEAS, May 5, 2018

**EMPIRE PLAN - PARTICIPATING AGENCIES ENROLLMENT BY AGE
 PRESCRIPTION DRUG COVERAGE ENROLLEES ONLY
 AS OF MAY 5, 2018**

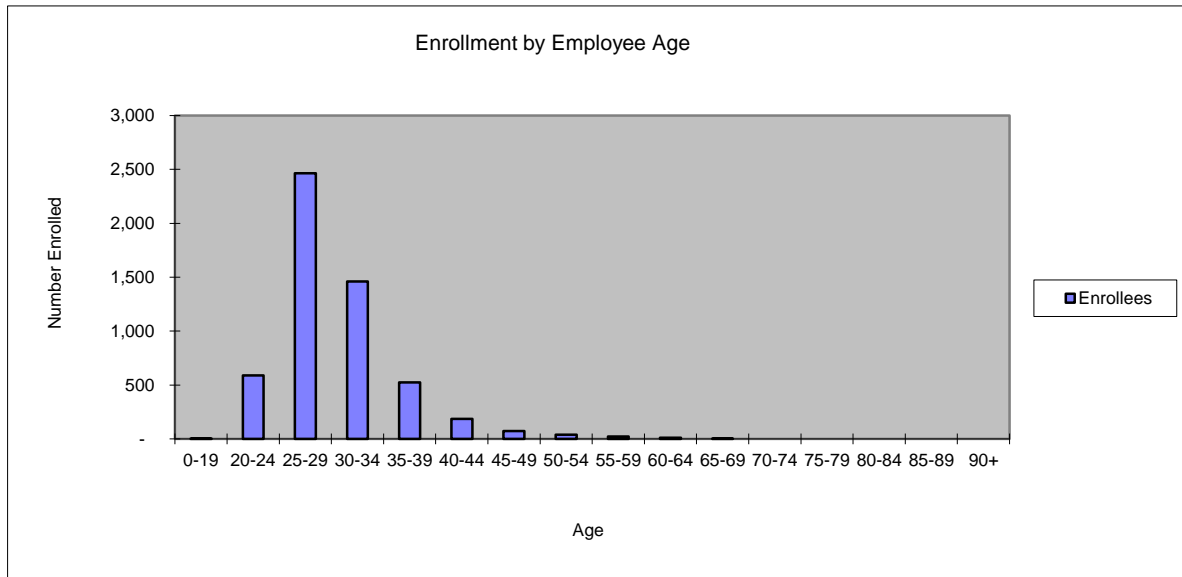
Age Group	Enrollees	Spouses	Dependents	Total
0-19	27	4	86,362	86,393
20-24	534	50	29,129	29,713
25-29	6,258	1,256	6,324	13,838
30-34	8,719	4,475	296	13,490
35-39	11,230	7,283	196	18,709
40-44	13,171	9,097	135	22,403
45-49	15,853	11,000	111	26,964
50-54	18,355	12,203	65	30,623
55-59	20,433	12,886	36	33,355
60-64	21,111	12,831	10	33,952
65-69	23,402	12,481	3	35,886
70-74	22,372	10,730	1	33,103
75-79	15,422	6,709	-	22,131
80-84	11,058	3,764	-	14,822
85-89	8,700	1,908	-	10,608
90+	5,876	740	-	6,616
Total:	202,521	107,417	122,668	432,606



Source: NYBEAS, May 5, 2018

**TOTAL STUDENT EMPLOYEE HEALTH PLAN ENROLLMENT (SEHP) BY AGE (1)
 PRESCRIPTION DRUG COVERAGE ENROLLEES ONLY (2)
 AS OF MAY 5, 2018**

Age Group	Enrollees	Spouses	Dependents	Total
0-19	1	-	442	443
20-24	588	6	19	613
25-29	2,466	157	-	2,623
30-34	1,461	215	-	1,676
35-39	523	153	-	676
40-44	185	57	-	242
45-49	74	38	1	113
50-54	39	19	-	58
55-59	22	8	-	30
60-64	12	4	-	16
65-69	2	3	-	5
70-74	-	1	-	1
75-79	-	-	-	-
80-84	-	-	-	-
85-89	-	-	-	-
90+	-	-	-	-
Total:	5,373	661	462	6,496



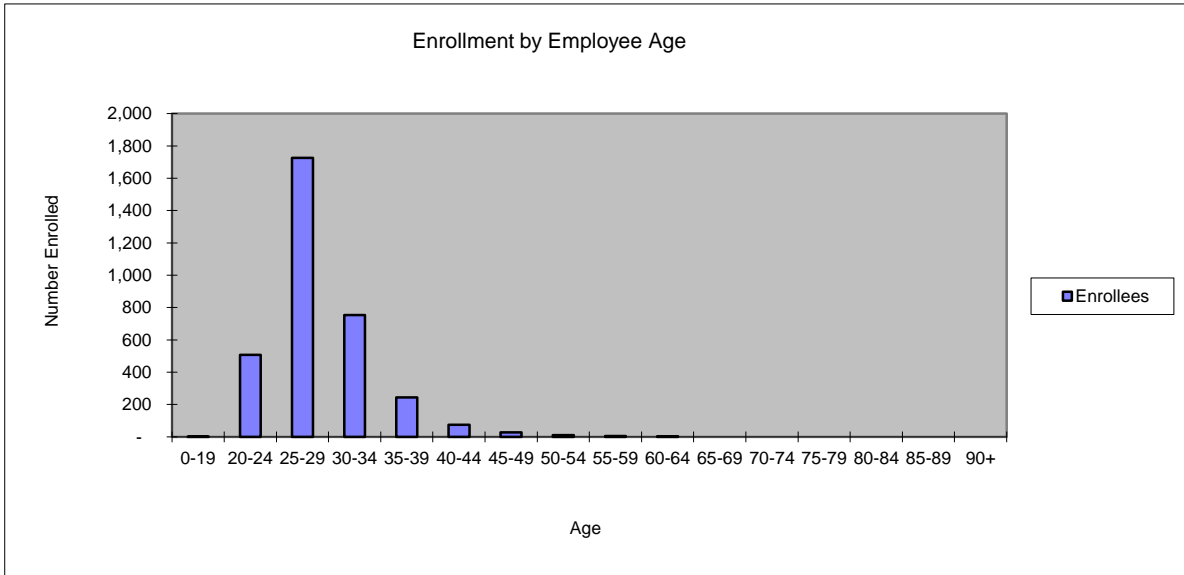
(1) Program enrollment includes NYS (SUNY) and CUNY Graduate Student Employee Union

Source: NYBEAS, May 5, 2018

(2) All enrollees in SEHP have prescription drug coverage.

**STUDENT EMPLOYEE HEALTH PLAN ENROLLMENT (SEHP) - NYS BY AGE
 PRESCRIPTION DRUG COVERAGE ENROLLEES ONLY (1)
 AS OF MAY 5, 2018**

Age Group	Enrollees	Spouses	Dependents	Total
0-19	1	-	217	218
20-24	507	5	6	518
25-29	1,725	96	-	1,821
30-34	753	104	-	857
35-39	245	71	-	316
40-44	75	20	-	95
45-49	28	9	-	37
50-54	11	8	-	19
55-59	6	4	-	10
60-64	4	1	-	5
65-69	-	1	-	1
70-74	-	-	-	-
75-79	-	-	-	-
80-84	-	-	-	-
85-89	-	-	-	-
90+	-	-	-	-
Total:	3,355	319	223	3,897



(1) All enrollees in SEHP have prescription drug coverage.

Source: NYBEAS, May 5, 2018

**STUDENT EMPLOYEE HEALTH PLAN ENROLLMENT (SEHP) - CUNY BY AGE
 PRESCRIPTION DRUG COVERAGE ENROLLEES ONLY (1)
 AS OF MAY 5, 2018**

Age Group	Enrollees	Spouses	Dependents	Total
0-19	-	-	225	225
20-24	81	1	13	95
25-29	741	61	-	802
30-34	708	111	-	819
35-39	278	82	-	360
40-44	110	37	-	147
45-49	46	29	1	76
50-54	28	11	-	39
55-59	16	4	-	20
60-64	8	3	-	11
65-69	2	2	-	4
70-74	-	1	-	1
75-79	-	-	-	-
80-84	-	-	-	-
85-89	-	-	-	-
90+	-	-	-	-
Total:	2,018	342	239	2,599



(1) All enrollees in SEHP have prescription drug coverage.

Source: NYBEAS, May 5, 2018

**EXCELSIOR (PARTICIPATING AGENCIES) ENROLLMENT BY AGE
 PRESCRIPTION DRUG COVERAGE ENROLLEES ONLY (1)
 AS OF MAY 5, 2018**

Age Group	Enrollees	Spouses	Dependents	Total
0-19	-	-	84	84
20-24	4	-	31	35
25-29	27	1	6	34
30-34	18	-	-	18
35-39	15	10	-	25
40-44	15	6	-	21
45-49	21	9	-	30
50-54	34	16	-	50
55-59	28	10	-	38
60-64	35	18	-	53
65-69	22	4	-	26
70-74	24	13	-	37
75-79	30	9	-	39
80-84	20	3	-	23
85-89	11	2	-	13
90+	13	-	-	13
Total:	317	101	121	539



Source: NYBEAS, May 5, 2018

(1) As of 12/2/2011 all Excelsior Plan enrollees have prescription drug coverage. There are no Medicare Low Income Subsidy enrollees without Excelsior Plan Rx coverage.